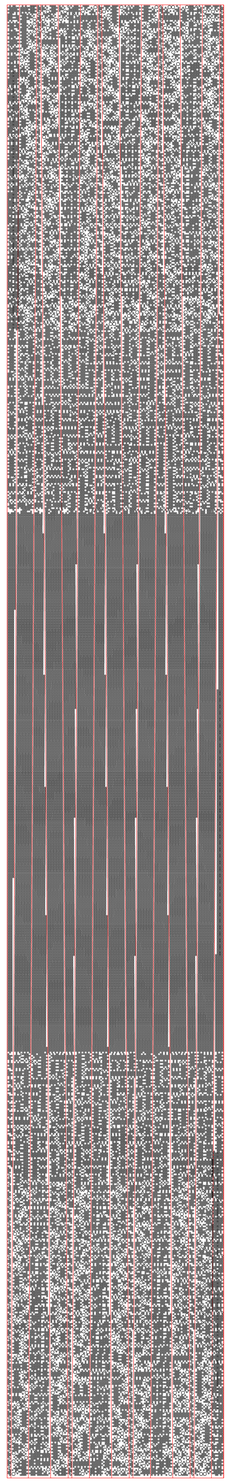

1 PERFORATION PATTERN NO.1
SCALE 1:10



2 PERFORATION PATTERN NO.4
SCALE 1:10



3 PERFORATION PATTERN NO.5
SCALE 1:10



4 PERFORATION PATTERN NO.7
SCALE 1:10

7 CLUSTER RANGE FOR PERFORATION PATTERNS 1, 4 & 5
SCALE 1:1

THIS DRAWING IS AN UNCONTROLLED COPY UNLESS STAMPED OTHERWISE

CONTRACTORS SHALL VERIFY JOB DIMENSIONS BEFORE ANY JOB COMMENCES.
ALL SHOP DRAWINGS SHALL BE SUBMITTED TO THE SUPERINTENDENT AND MANUFACTURE SHALL NOT COMMENCE PRIOR TO THE RETURN OF UNAMENDED SHOP DRAWINGS SIGNED BY THE CONSULTANT. FIGURED DIMENSIONS SHALL TAKE PRECEDENCE OVER SCALED. THIS DRAWING SHOULD BE READ IN CONJUNCTION WITH ALL RELEVANT CONTRACT, SPECIFICATIONS AND DRAWINGS COPYRIGHT OF THIS DRAWING IS VESTED IN WARDLE

General Notes & Legend

Rev	Issue	Revision Description	Amd	Date
03	SG	REVISED PATTERN #5, ADDITION OF PATTERN #7	-	27.06.13
02	SG	ADDITION OF PERFORATION PATTERN #5	-	07.06.13
01	SG	ISSUE FOR TENDER	-	05.06.13

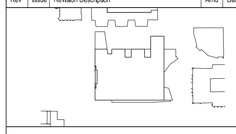

NADAAA

NADAAA
1920 Washington
Street No.2
Boston
Massachusetts
02118 USA

Telephone
+1 617 442 6232
Facsimile
+1 888 442 1417
Email
nada@nadaaa.com

John Wardle Architects

25 Rokeby Street, Collingwood, Victoria 3066 Australia
Tel : +61 3 8662 0400
www.johnwardlearchitects.com
ABN 83 006 814 268

© 2012 John Wardle Architects

Client
University of Melbourne
Parkville Campus

Project
Faculty of Architecture
Building and Planning

Title
METALWORK DETAILS
EXTERNAL SCREENS - PATTERN 1,4,5,7

Project No. 0913		Scale 1:10 @ A0 / 1:20 @ A2
Drawing No. SK471		Revision 03
Date Dec 2011	Drwn -	Co-Ord -	Chck -

TENDER ISSUE